


**NOTES:**

- Drawing Not To Scale
- All signs shall be installed on STP-I posts and foundations.
- All sign locations will be field marked by Traffic Engineering staff upon request of the Residency.
- M Series signs shall be white and black. Unless otherwise noted, all other M-series and W-series signs shall be orange and black.
- Signs mounted on Type III barricades shall not cover more than 50% of the top barricade rail. The remaining two rails shall not be covered by a sign at all.

**POST INFORMATION**

- Install assemblies "A," "J" and "K" on a 2 1/2" 12ga. steel post with a Type "A" foundation.
- Install assemblies "B," "C," "C1," "D," "DI" and "P" on a 2" 14ga. steel post with a Type "A" foundation
- Install all other sign assemblies on a 2 1/2" 10ga. steel post with a Type "B" foundation and a 6' 2 3/16" inner sleeve.

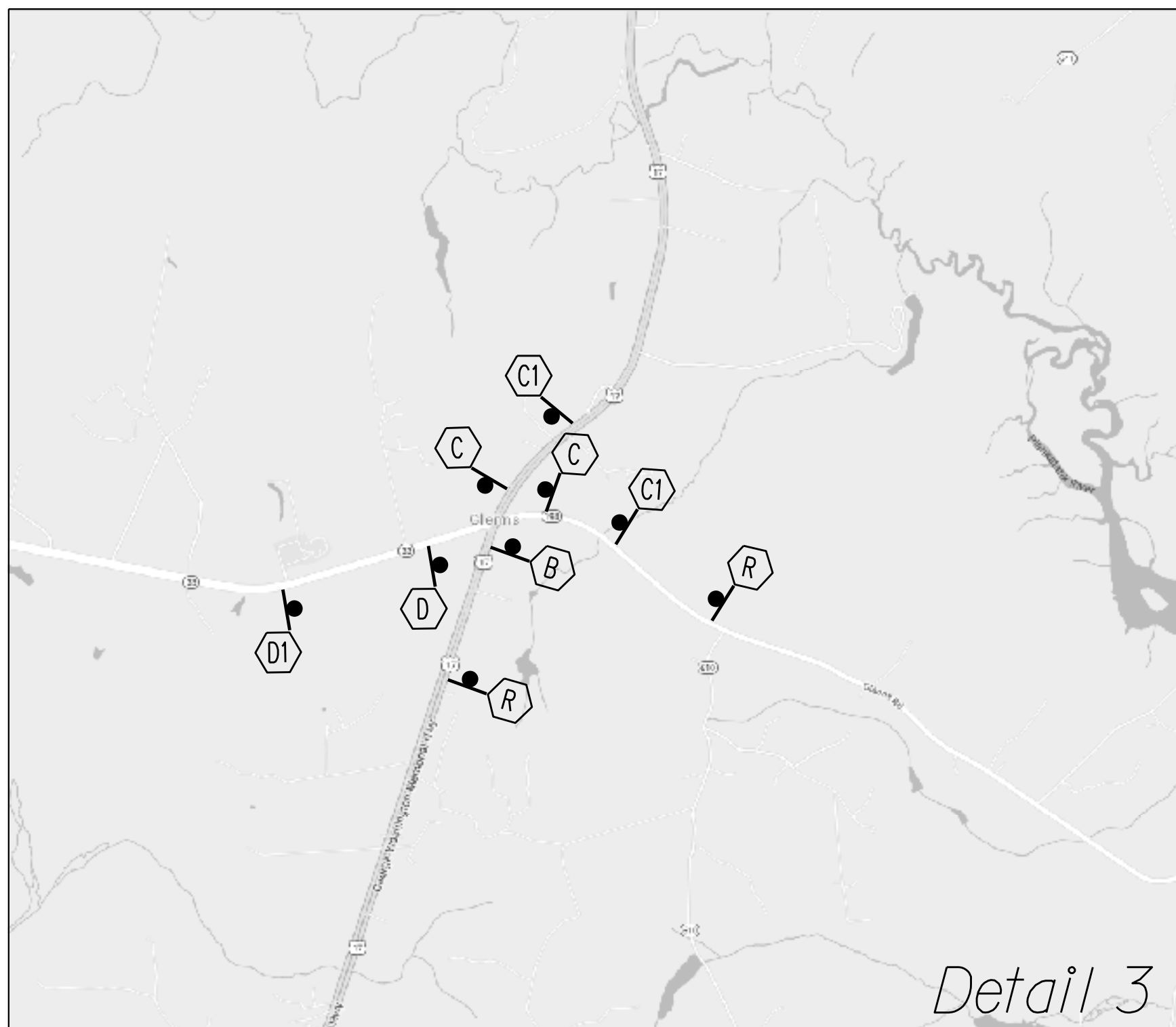


VDOT Traffic Engineering  
Fredericksburg, Virginia  
TRAFFIC ENGINEER

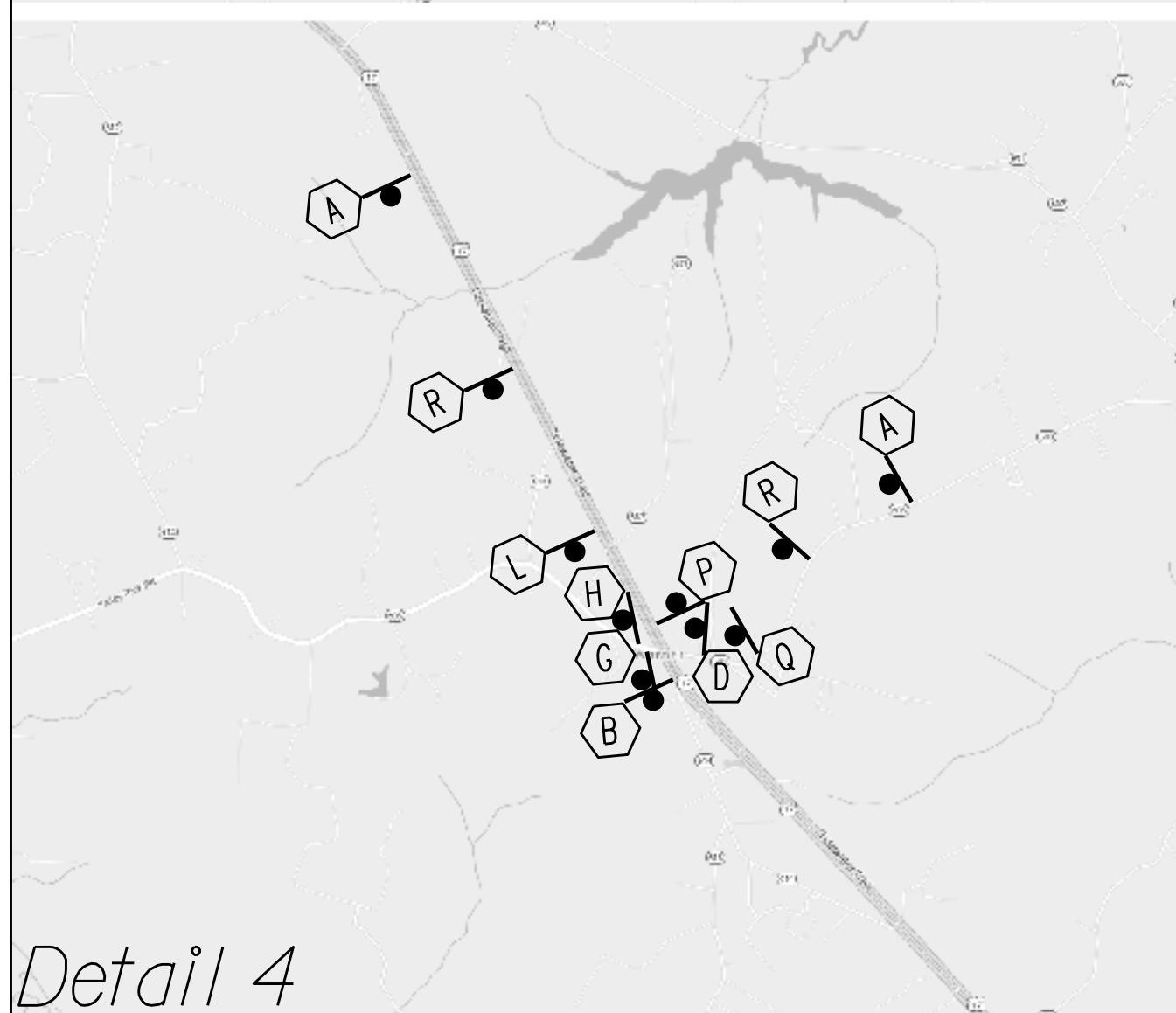
Designed By: Jeffrey Stone  
Drawn By: Jeffrey Stone  
Contact Person: Jeffrey Stone 540-899-4547  
County: King & Queen  
Location: SR 603 Lombardy Rd.  
Reviewed By: Peter Hedrich  
File: TE: Fredericksburg/King & Queen/0600-0999/0603-Lombardy Rd, 0603-20201221-DET



DATE INSTALLED: \_\_\_\_\_  
INSTALLED BY: \_\_\_\_\_  
Sheet: 1 of 2



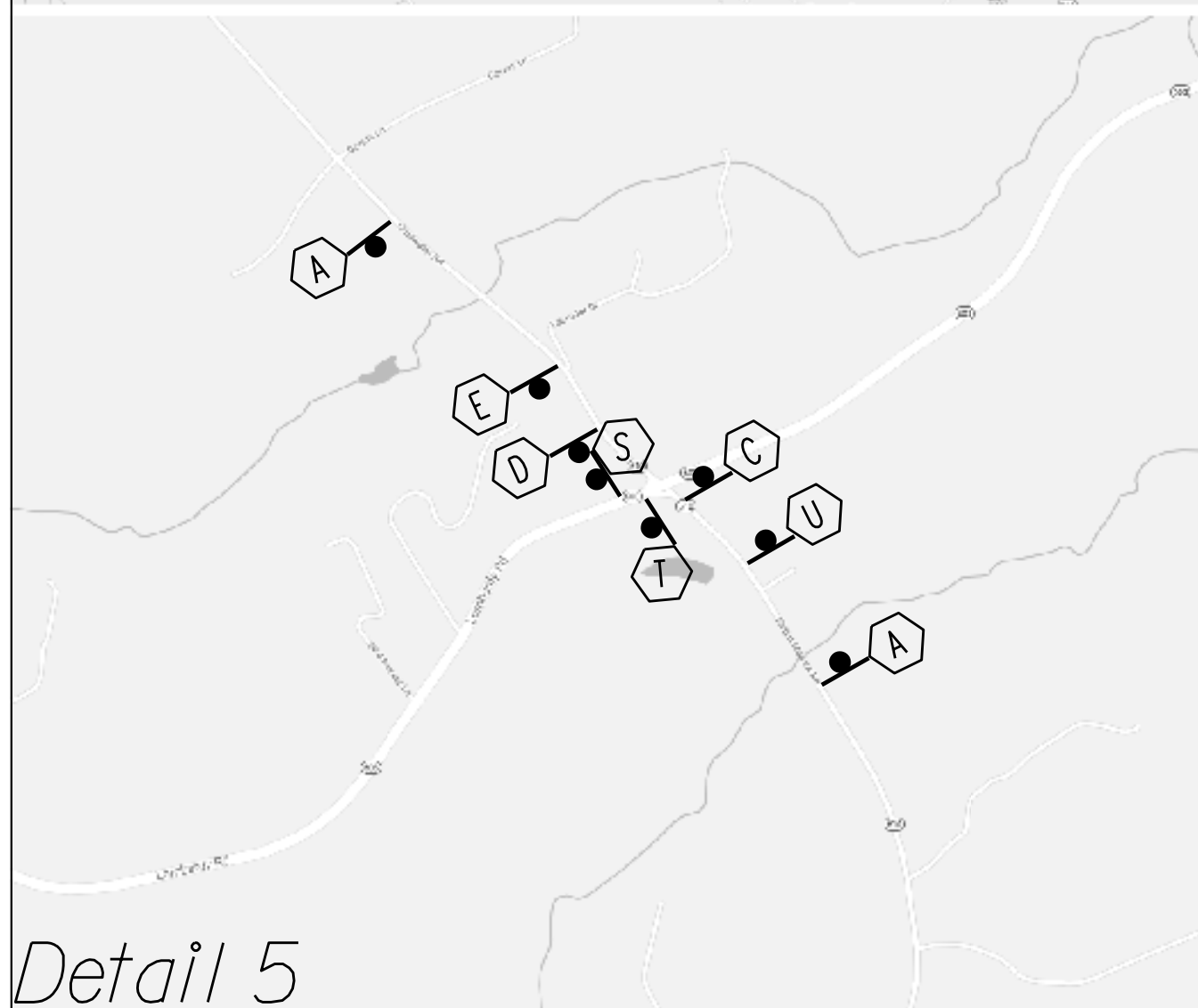
Detail 3



Detail 4



Detail 6



Detail 5

**SIGN DETAIL**  
150

SYMBOL	ROT	X	Y	WID	HT

LETTER POSITIONS (X)												LENGTH		SERIESIZE	
L	O	M	B	A	R	D	Y		R	O	A	D			
4.9	7.4	10.6	14.1	16.7	19.8	22.8	25.5	28	32	34.9	37.7	40.8		38.2	C 2000
															4
															C 2000
11.4	14.4	16.9	19.9	22.8	25.5	27.8	31.8	34.6						25.2	4
															C 2000
6.1	8.4	11.3	13.9	16.5	18	21.1	23.1	27.1	29.7	33	36.1	39.6		35.8	4

