

# Student Travel Tally Report: Combining Schools in One Data Collection Season

**School Group:** Virginia Schools

**Date Range:** Fall 2019

**Date Report Generated:** 12/16/2019

School Name:	Month & Year Collected & (Set ID)	School Enrollment:	% Range of School's Students Involved in SRTS:	Number of Classroom in School Targeted by School Group:	Number of Classrooms Included in Report:
Aberdeen Elementary School	November 2019 (30214)	452	0-25%		23
Academy of Discovery at Lakewood	October 2019 (30073)	700	76-100%		19
Achievable Dream Academy	October 2019 (29891)	627	76-100%		34
Alfred S Forrest Elementary School	November 2019 (30260)	446	0-25%		23
Antietam	November 2019 (30288)	760	51-75%		20
Awe Bassette Elementary School	November 2019 (30215)	436	0-25%		26
Azalea Gardens Middle School	October 2019 (30179)	600	76-100%		14
Baileys Elementary School	October 2019 (29826)	807			1
BC Charles Elementary School	October 2019 (29892)	460	76-100%		23
Bellwood Elementary School	September 2019 (29730)	563	Don't Know		30
Berkeley Middle School	October 2019 (30140)	646	0-25%		19
Blair Middle School	October 2019 (30156)	800	76-100%		6
Bluestone Elementary School	October 2019 (30064)	600			18
BM Williams Primary	September 2019 (30096)	790	76-100%		4
Booker Elementary School	November 2019 (30218)	333	0-25%		17
Buford Middle School	October 2019 (29925)				1
Burnley-Moran Elementary School	October 2019 (29926)				1
Butts Road Intermediate	September 2019 (30094)	658	76-100%		3
Butts Road Primary	September 2019 (30100)	497	76-100%		2
Camelot Elementary	September 2019 (30055)	441	76-100%		5
Camp Allen Elementary School	October 2019 (30118)	430	76-100%		18

Canterbury Woods Elementary School	September 2019 (29756)	784	Don't Know		1
Captain John Smith Elementary School	November 2019 (30259)	372	0-25%		20
Cardinal Forest Elementary School	September 2019 (29790)	625	Don't Know		3
Carver Elementary School	October 2019 (29893)	685	76-100%		30
Carver Intermediate School	September 2019 (30191)	570	76-100%		3
CC Wells Elementary School	October 2019 (29731)	647	Don't Know		28
Cedar Road Elementary	September 2019 (30101)		76-100%		6
Centreville Elementary School	October 2019 (29825)	882	Don't Know		1
Charles Barrett Elementary School	October 2019 (29850)				20
Chittum Elementary	September 2019 (30188)	762	76-100%		5
Clara Byrd Baker Elementary School	October 2019 (30170)	453	0-25%		8
Clark Elementary School	October 2019 (29927)				15
Clover Hill Elementary School	October 2019 (29734)	728	Don't Know		27
Coleman Place Elementary School	October 2019 (30224)	500	76-100%		12
Cora Kelly School for Math, Science and Technology	October 2019 (30122)	360	26%-50%		1
Cora Kelly School for Math, Science and Technology	October 2019 (29881)				10
Crestwood Elementary School	October 2019 (29827)	621			1
Crestwood Intermediate	September 2019 (30098)	728	76-100%		12
Crestwood Middle School	September 2019 (30192)	560	76-100%		3
Crossroads School	October 2019 (30220)	500	76-100%		20
Cub Run Elementary School	September 2019 (29760)		76-100%		18
David A Dutrow Elementary School	October 2019 (29894)	508	76-100%		22
Deep Creek Central Elementary	September 2019 (30056)	765	76-100%		5
Deep Creek Elementary	September 2019 (30071)	747	76-100%		6
Deep Creek Middle School	September 2019 (30131)	860	76-100%		3

Deer Park Elementary School	October 2019 (29895)	540	76-100%		6
Discovery STEM Academy	October 2019 (29898)	607			35
Dj Montague Elementary School	October 2019 (30146)	512	0-25%		24
Douglas MacArthur Elementary School	October 2019 (29883)				7
Elizabeth Davis Middle School	October 2019 (29732)	1250	Don't Know		42
Elkton Elementary School	November 2019 (30208)				19
Elkton Middle School	October 2019 (30110)				4
Elkton Middle School	September 2019 (29762)		76-100%		2
Emerick Elementary School	October 2019 (29978)	475	76-100%		22
Fairlawn Elementary School	October 2019 (30183)	400	76-100%		11
Ferdinand T Day Elementary School	October 2019 (29888)				24
Frances Hazel Reid Elementary School	October 2019 (30013)	642	76-100%		33
Francis C. Hammond Middle School	October 2019 (29884)				78
Frost Middle School	October 2019 (29816)	1251	Don't Know		7
Fulks Run Elementary School	September 2019 (29763)		76-100%		10
Galax Elementary School	September 2019 (29959)	587	76-100%		7
Galax Elementary School	September 2019 (29960)	587	76-100%		13
Galax High School	September 2019 (30003)	95	0-25%		2
Galax Middle School	September 2019 (30002)	331	26%-50%		10
General Stanford Elementary School	October 2019 (29902)	471	76-100%		20
George J McIntosh Elementary School	October 2019 (29906)	453	76-100%		24
George Mason Elementary School	October 2019 (29885)				22
George Washington Middle School	October 2019 (29886)				5
Georgetown Primary	September 2019 (30099)	742	76-100%		3
Ghent Elementary School	October 2019 (30091)	700	76-100%		17

Granby Elementary School	October 2019 (30184)	450	76-100%		14
Grassfield Elementary	September 2019 (30057)	1086	76-100%		5
Great Bridge Intermediate	September 2019 (30193)	706			3
Great Bridge Middle School	September 2019 (30058)	1348	76-100%		3
Great Bridge Middle School	September 2019 (30061)	934			3
Great Bridge Primary	September 2019 (30069)		76-100%		2
Greenbrier Elementary School	October 2019 (29929)				24
Greenbrier Intermediate School	September 2019 (30060)	682	76-100%		3
Greenbrier Middle School	September 2019 (30194)	934	76-100%		3
Greenfield Elementary School	October 2019 (29736)	617			24
Herndon Middle School	October 2019 (29812)	1130	Don't Know		9
Hickory Elementary School	September 2019 (30093)	506	76-100%		5
Hickory Middle School	September 2019 (30059)	1306	76-100%		3
Hiddenwood Elementary School	October 2019 (29909)	560	76-100%		28
Hilton Elementary School	October 2019 (29910)	392	76-100%		17
Horace H Epes Elementary School	October 2019 (29911)	526	76-100%		31
Hornsby Middle School	October 2019 (30141)	830	0-25%		26
Hugo Owens Middle School	September 2019 (30158)	1257	76-100%		5
Hunter B Andrews	November 2019 (30261)	1118	0-25%		39
Hutchison Farm Elementary School	October 2019 (29991)	812	76-100%		4
Indian River Middle Schools	September 2019 (30159)	778	76-100%		16
Ingleside Elementary School	October 2019 (30177)	400	76-100%		19
J Blaine Blayton Elementary School	October 2019 (30107)	487	0-25%		13
J Frank Hillyard Middle School	September 2019 (29764)		76-100%		36
Jacox Elementary School	October 2019 (30092)	450	76-100%		5

James K Polk Elementary School	October 2019 (29887)				33
James Monroe Elementary School	October 2019 (30164)	450	76-100%		14
James River Elementary School	October 2019 (30149)	455	0-25%		11
Jane H Bryan Elementary School	November 2019 (30217)	393	0-25%		22
JB Watkins Elementary School	October 2019 (29733)	791	Don't Know		35
Jefferson-Houston Elementary School	October 2019 (29857)				20
John Adams Elementary School	October 2019 (29879)				25
John B Cary Elementary School	November 2019 (30219)	323	0-25%		16
John C Myers Elementary School	September 2019 (29765)		76-100%		14
John Marshall Elementary School	October 2019 (29912)	190	26%-50%		6
John Tyler Elementary School	November 2019 (30262)	361	0-25%		19
John W Wayland Elementary School	September 2019 (29766)		76-100%		55
Joliff Middle	September 2019 (30154)	729	76-100%		3
Joseph H Saunders Elementary School	October 2019 (29913)	741	76-100%		35
Keister Elementary School	November 2019 (30039)	500			22
Kent Gardens Elementary School	September 2019 (29789)	1024	Don't Know		59
Kiln Creek Elementary School	October 2019 (29914)	665	76-100%		26
Kings Glen Elementary School	September 2019 (29791)	505	Don't Know		1
Lacey Spring Elementary School	September 2019 (29767)		76-100%		13
Lake Taylor Middle School	October 2019 (30116)	600	76-100%		11
Lake Taylor Middle School	October 2019 (30185)	650	76-100%		12
Lane Elementary School	September 2019 (29783)	726	Don't Know		15
Larchmont Elementary School	October 2019 (30120)	600	76-100%		22
Laurel Lane Elementary School	October 2019 (30233)	439	76-100%		20
Lee Hall Elementary School	October 2019 (29916)	527	76-100%		22

LF Palmer Elementary School	October 2019 (29915)	428	76-100%		24
Linville-Edom Elementary School	September 2019 (29768)		76-100%		13
Little Creek Elementary School	October 2019 (30089)	400	76-100%		14
Lucketts Elementary School	October 2019 (30004)	288	76-100%		14
Luther W Machen Elementary School	November 2019 (30216)	399	0-25%		22
Lyles-Crouch Elementary School	October 2019 (29858)				22
Matthew Whaley Elementary School	October 2019 (30231)	469	26%-50%		18
Maury Elementary School	October 2019 (29859)				18
Mcgaheysville Elementary School	September 2019 (29769)		76-100%		8
Montevideo Middle School	September 2019 (29770)		76-100%		24
Mount Vernon Community School	October 2019 (29855)				19
Mountain View Elementary School	September 2019 (29771)				16
Newsome Park Elementary School	October 2019 (29917)	440	76-100%		23
Norge Elementary School	October 2019 (30130)	593	76-100%		17
Northside Middle School	October 2019 (30178)	600	76-100%		12
Norview Elementary School	October 2019 (30165)	400	76-100%		14
Ocean View Elementary School	October 2019 (30157)	500	76-100%		24
Oceanair Elementary School	October 2019 (30221)	350	76-100%		9
Olde Creek Elementary School	September 2019 (29786)	342	Don't Know		4
Oliver C Greenwood Elementary School	October 2019 (29900)	638	76-100%		28
Oscar Smith Middle	September 2019 (30161)	1058	76-100%		16
Ottobine Elementary School	November 2019 (30202)				9
Patrick Henry Elementary School	October 2019 (29860)				31
Plains Elementary School	September 2019 (29774)		76-100%		5
Pleasant Valley Elementary School	October 2019 (30108)		Don't Know		7

Portlock	September 2019 (30065)	567	76-100%		3
Ravensworth Elementary School	October 2019 (29831)	581	Don't Know		14
Rena B. Wright Primary	September 2019 (30068)	284			2
Richard Bowling Elementary School	October 2019 (30123)	700	76-100%		21
Richard T Yates Elementary School	October 2019 (29918)	497	76-100%		20
Richneck Elementary School	October 2019 (29919)	657	76-100%		23
River Bend Elementary School	September 2019 (29775)		76-100%		9
Riverside Elementary School	October 2019 (29920)	541	76-100%		27
Ro Nelson Elementary School	October 2019 (29921)	573	76-100%		27
Rockledge	October 2019 (30155)	639	26%-50%		15
Rolling Ridge Elementary School	October 2019 (30014)	649	76-100%		27
Salem Church Elementary	October 2019 (29737)	576	Don't Know		29
Samuel W. Tucker Elementary School	October 2019 (29861)				27
Sandburg Middle School	October 2019 (29814)	1510	Don't Know		21
Sedgefield Elementary School	October 2019 (29922)	458	76-100%		24
Sewells Point Elementary School	October 2019 (30075)	600	76-100%		24
Sherwood Forest Elementary School	October 2019 (30160)	450	76-100%		20
Shrewood Elementary School	September 2019 (29702)	776	Don't Know		27
Skyline Middle School	November 2019 (30243)	920			18
Smithland Elementary School	October 2019 (29942)	540			6
South River Elementary School	October 2019 (30114)				1
Southeastern Elementary	September 2019 (30095)	792	76-100%		7
Southwestern Elementary	September 2019 (30133)	508	76-100%		5
Sparrow Road Intermediate	September 2019 (30102)	493	76-100%		2
Spotswood Elementary School	October 2019 (30128)	430	76-100%		23

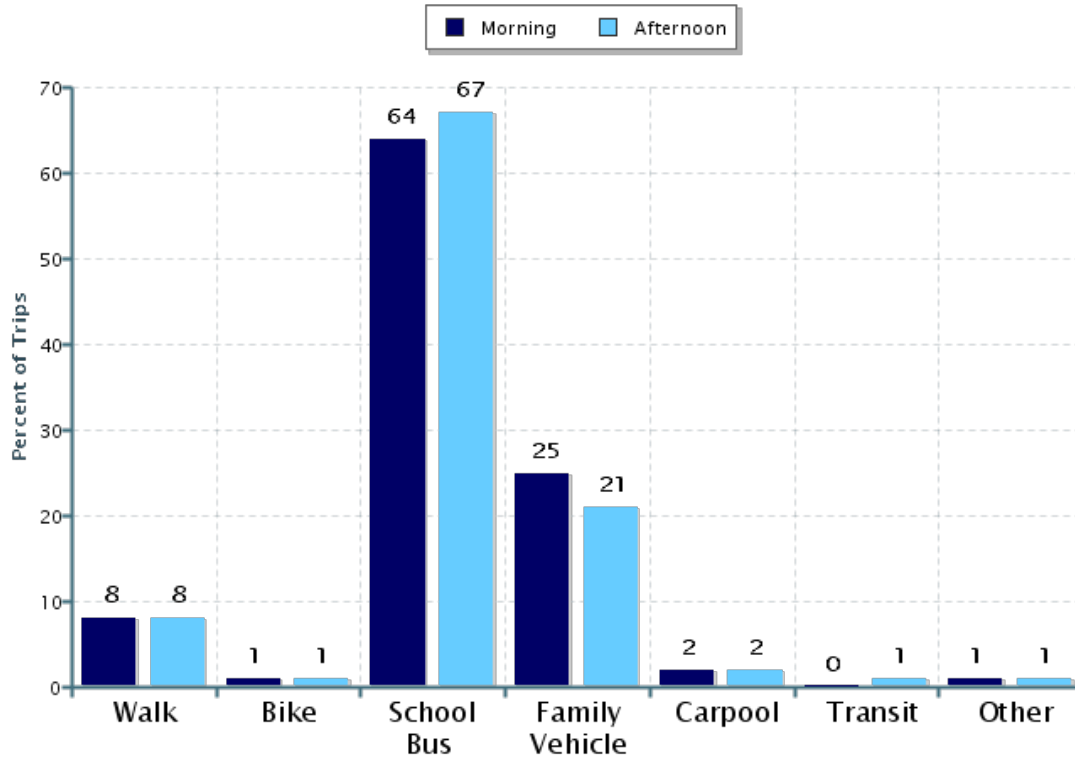
Spring Run Elementary School	October 2019 (29738)	906	Don't Know		37
Stone Spring Elementary School	October 2019 (30186)	530			24
Stonehouse Elementary School	October 2019 (30136)	778	76-100%		32
Stuart M Beville Middle School	October 2019 (30153)	1092	26%-50%		37
Swift Creek Elementary School	October 2019 (29739)	688	Don't Know		29
Sycolin Creek Elementary School	October 2019 (30021)	685			1
T Ryland Sanford Elementary School	October 2019 (29923)	511	76-100%		22
Tanners Creek Elementary School	October 2019 (30117)	400	76-100%		11
Tarrallton Elementary School	October 2019 (30125)	400	76-100%		17
Thomas Harrison Middle School	October 2019 (30129)	850	76-100%		22
Thurgood Marshall Elementary	September 2019 (30196)	453	76-100%		7
Tidewater Park Elementary School	October 2019 (30126)	500	76-100%		13
Toano Middle School	October 2019 (30144)	684	0-25%		28
Treakle Elementary	September 2019 (30066)	493	76-100%		6
Truitt Intermediate	September 2019 (30097)	272	76-100%		7
Twain Middle School	October 2019 (29815)	1057	Don't Know		1
Venable Elementary School	October 2019 (29932)				1
Vienna Elementary School	September 2019 (29784)	468	Don't Know		17
Washington Mill Elementary School	October 2019 (30104)	591	Don't Know		1
Waterman Elementary School	October 2019 (30036)	540	76-100%		28
Western Branch Intermediate	September 2019 (30041)	762	76-100%		1
Western Branch Intermediate	September 2019 (30062)	790	76-100%		3
Western Branch Middle School	September 2019 (30189)		76-100%		3
Western Branch Primary	September 2019 (30067)	736	76-100%		4
Whitman Middle School	October 2019 (29813)	990	Don't Know		1



Wilbur S Pence Middle School	September 2019 (29777)		76-100%		21
Willard Model Elementary School	October 2019 (30090)	600	76-100%		22
William Ramsay Elementary School	October 2019 (29862)				29
Willis A Jenkins Elementary School	October 2019 (29924)	436	76-100%		22
Wolftrap Elementary School	October 2019 (29824)	570	26%-50%		1
Woodburn Elementary School	September 2019 (29792)	521	Don't Know		25
Woolridge Elementary	October 2019 (29740)	735	Don't Know		32
WW Gordon Elementary School	October 2019 (29735)	603	Don't Know		27
Yorktown High School	October 2019 (30063)		76-100%		4
<b>Total:</b>				0	3274

This report contains information from schools' classrooms about students' trip to and from school. The data used in this report were collected using the in-class Student Travel Tally questionnaire from the National Center for Safe Routes to School.

## Morning and Afternoon Travel Mode Comparison



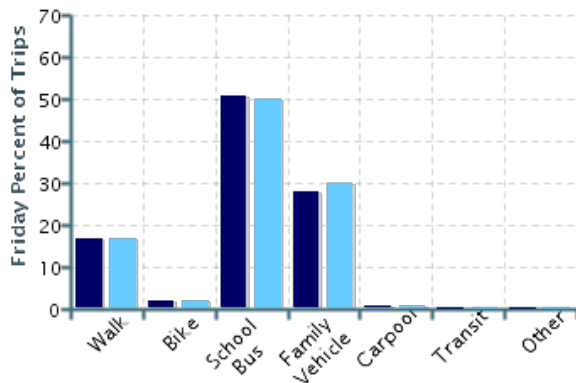
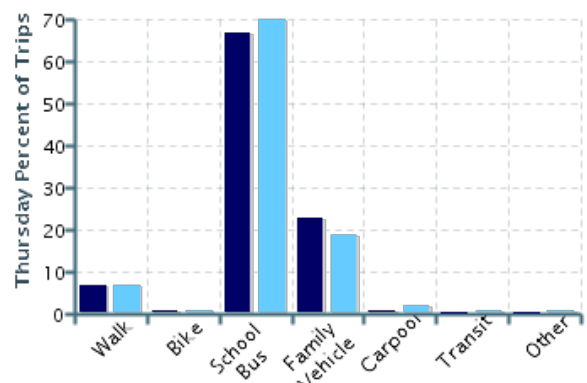
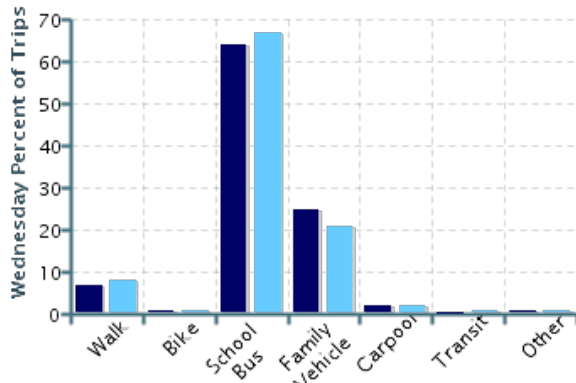
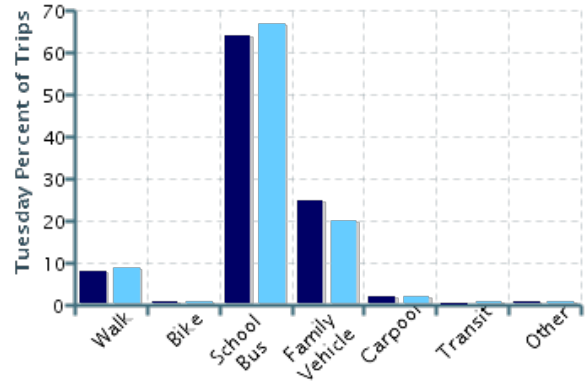
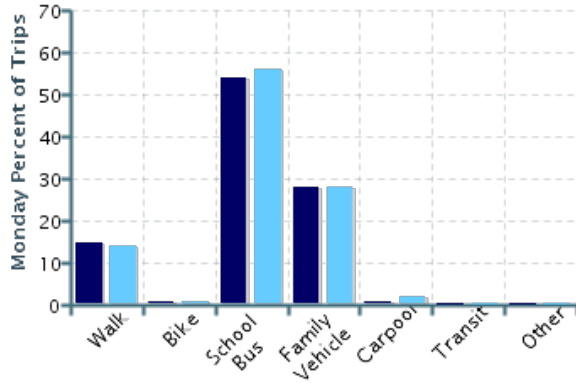
## Morning and Afternoon Travel Mode Comparison

	Number of Trips	Walk	Bike	School Bus	Family Vehicle	Carpool	Transit	Other
Morning	225740	8%	0.8%	64%	25%	2%	0.2%	0.5%
Afternoon	219501	8%	0.7%	67%	21%	2%	0.7%	0.9%

Percentages may not total 100% due to rounding.

# Morning and Afternoon Travel Mode Comparison by Day

■ Morning
 ■ Afternoon

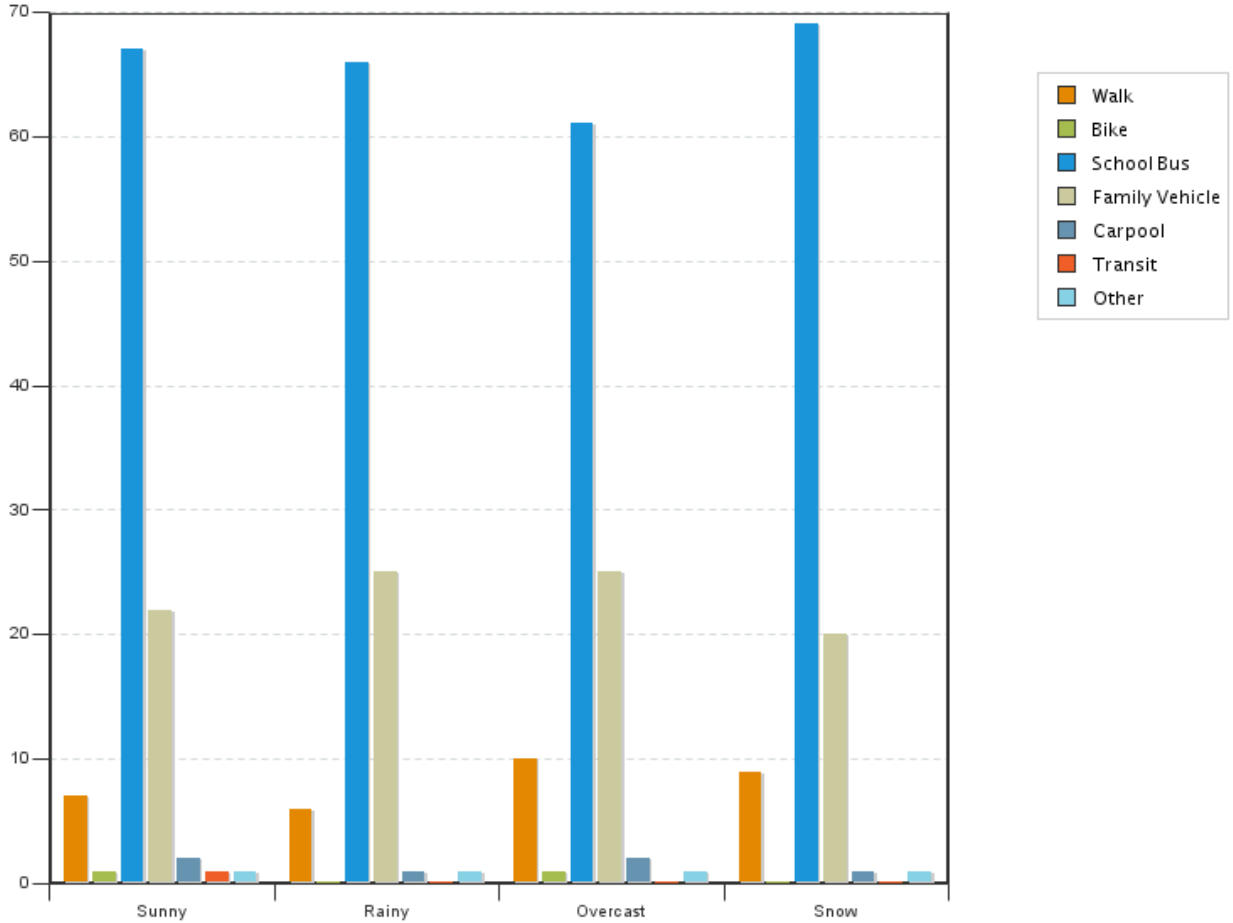


## Morning and Afternoon Travel Mode Comparison by Day

	Number of Trips	Walk	Bike	School Bus	Family Vehicle	Carpool	Transit	Other
Monday AM	5271	15%	0.8%	54%	28%	1%	0.2%	0.2%
Monday PM	5255	14%	0.7%	56%	28%	2%	0.2%	0.1%
Tuesday AM	77167	8%	0.8%	64%	25%	2%	0.2%	0.5%
Tuesday PM	74043	9%	0.8%	67%	20%	2%	0.7%	0.9%
Wednesday AM	83183	7%	0.7%	64%	25%	2%	0.2%	0.6%
Wednesday PM	81107	8%	0.7%	67%	21%	2%	0.7%	1%
Thursday AM	57696	7%	0.7%	67%	23%	1%	0.2%	0.4%
Thursday PM	56710	7%	0.7%	70%	19%	2%	0.7%	0.7%
Friday AM	2423	17%	2%	51%	28%	1%	0.1%	0.1%
Friday PM	2386	17%	2%	50%	30%	1%	0.1%	0.1%

Percentages may not total 100% due to rounding.

## Travel Mode by Weather Conditions



## Travel Mode by Weather Condition

Weather Condition	Number of Trips	Walk	Bike	School Bus	Family Vehicle	Carpool	Transit	Other
Sunny	328462	7%	0.8%	67%	22%	2%	0.5%	0.7%
Rainy	33100	6%	0.4%	66%	25%	1%	0.1%	1.0%
Overcast	77368	10%	0.8%	61%	25%	2%	0.1%	0.6%
Snow	437	9%	0.5%	69%	20%	0.9%	0%	1%

Percentages may not total 100% due to rounding.