








Navigating a Diverging Diamond Interchange (DDI)


 Depending on their level of comfort, cyclists may navigate the intersection using vehicle or pedestrian paths


 Pedestrians use marked crosswalks to safely navigate the interchange

 To continue straight on the arterial, follow lane markings and traffic signals to cross to the left side of the arterial, and then cross to the right side after passing through the interchange

 To turn left onto a freeway ramp from the arterial, follow lane markings and traffic signals to cross to the left side of the arterial, and then turn left onto the ramp

 To turn right onto a freeway ramp from the arterial, use the right-turn lane like at a conventional diamond interchange

 To turn left from a freeway ramp, follow lane markings and traffic signals to stay on the left side of the arterial, and then cross to the right side after passing through the interchange

 To turn right from a freeway ramp, use the right-turn lane like at a conventional diamond interchange

NOT TO SCALE

Note: For simplicity, only two directions of traffic are shown. Opposing traffic follows similar routes.